

# Zeta

Ø77mm

Ø63mm

- Compact adjustable Downlight
- Ideal for Residential/Hospitality
- Tilt and rotate movement
- Linkable configuration possible
- Trimless variant available

## General


Type	Adjustable Downlight
Mounting	Ceiling Recessed
IP-Rating	IP20
Construction	Diecast Aluminium
Operating Temp	-10°C to +40°C
Protection	Class 2
Certification	CE (EN 60598-1)
Warranty	5 years

## Technical Data

Power Output	4.5w
Beam	15°    30°    50°
*Lumen Output	450lm
CRI	90
Lifetime	50,000h (B80, L10)
Control Gear	Remote Driver
Drive Current	150mA
Forward Voltage	12v

\*Delivered lumens, 3000k (subject to change)

## Order Code



Finish

LED COB

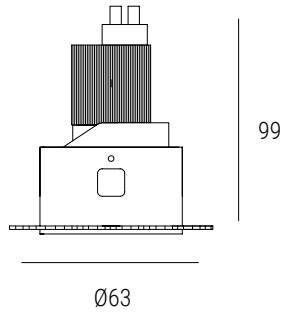
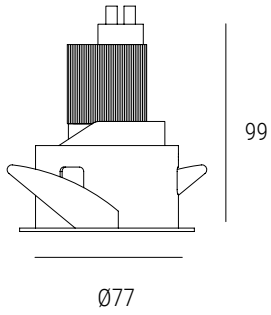

2700k / 15° beam	927.15
2700k / 30° beam	927.30
2700k / 50° beam	927.50
3000k / 15° beam	930.15
3000k / 30° beam	930.30
3000k / 50° beam	930.50
4000k / 15° beam	940.15
4000k / 30° beam	940.30
4000k / 50° beam	940.50

Control Gear

Phase-cut	.P
1-10v	.A
DALI	.D
Switching	.S
*None	.N

### Ordering Info:

1. Example: **A378W.827.38.P**
2. \*None: Where Control Gear is not required standard warranty terms will not apply (see warranty document)
3. Add-ons: Include Add-on Code(s) after Order Code - more than one Add-on can be specified
4. LED: 2700k / 4000k .ies file(s) on request - contact us
5. This fixture uses a reflector for secondary optics



Variant	Finish	Cut-out	Tilt	Rotate
1. Zeta	White <i>A378W</i>	Ø71mm	30°	355°
	Black <i>A378B</i>			
2. Zeta TL	White <i>A379W</i>	Ø65mm	30°	355°
	Black <i>A379B</i>			