

General

Type	Adjustable Downlight
Mounting	Ceiling Recessed
IP-Rating	IP20
Construction	Diecast Aluminium
Operating Temp	-10°c to +40°c
Protection	Class 3
Certification	CE (EN 60598-1)
Warranty	5 years (refer to warranty document)



LED Engine

Power Output	8.9w
CCT	2700k 3000k 4000k
*Lumen Output	960 lm 960 lm 1072 lm
CRI	80 (90 on request)
Optics	12° / 24° / 38° (60° on request)
Lifetime	50,000h (B80, L10)
Control Gear	Remote Driver
Drive Current	500mA (max)
Forward Voltage	17.8v

Specification

Order Code:



Finish

White	A319W
Black	A319B

LED Engine

2700k / 12° beam	.827.12
2700k / 24° beam	.827.24
2700k / 38° beam	.827.38
3000k / 12° beam	.830.12
3000k / 24° beam	.830.24
3000k / 38° beam	.830.38
4000k / 12° beam	.840.12
4000k / 24° beam	.840.24
4000k / 38° beam	.840.38

Lamp

GU10 / not incl.	.10
MR16 / not incl.	.16


Control Gear (LED Engine only)

Phase-cut	.P
1-10v	.A
DALI	.D
Switching	.S
*None	.N

Ordering Info:

1. LED Engine example: **A319W.827.38.P**
2. Lamp example: **A319B.10**
3. Lamps: not included as standard but can be supplied on request - contact us for details
4. *None: Where Control Gear is not required standard warranty terms will not apply (see warranty document)
5. Add-ons: Include Add-on Code(s) after Order Code - more than one Add-on can be specified

Add-ons

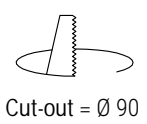
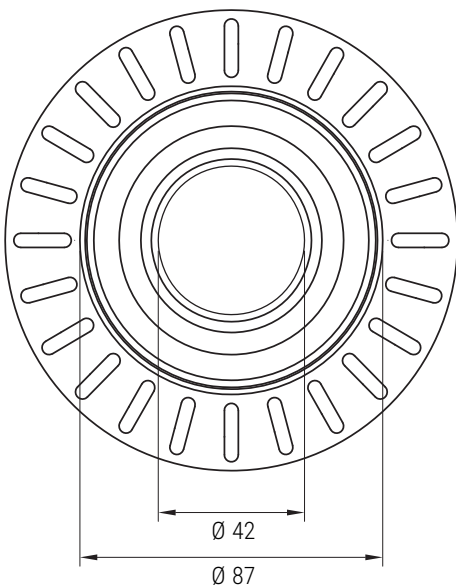
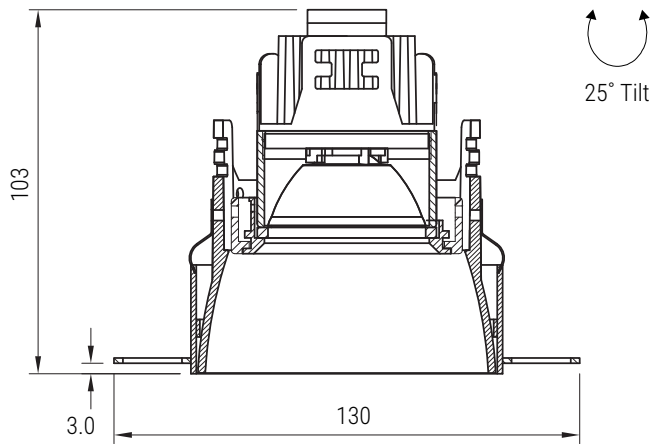


Honeycomb Filter / **.HC**



Frosted Lens / **.FL**

Technical Drawings (mm)



LED Notes

- 1.*Lumen Output - for fixtures with a recessed baffle / snoot / frosted lens the lumen output may be lower than the stated figures - contact us for the latest .ies file(s) to ensure accuracy of data
2. LED Engine / LED COB use only 3-step MacAdam Ellipse LEDs, tested @ 25°C
3. Control Gear (by others) is subject to both specification and availability
4. LED Engine / LED COB - Lumen output is ±7% / CCT tolerance is ±150k
5. Operating Voltage: 220 - 240v, 50/60 Hz
6. Subject to technical changes without notice

Fixture Notes

1. GU10/MR16 Lamps - Fixture height may vary according to the sizes stated by the respective Lamp manufacturer
2. Technical Drawings - tolerance of ± 1mm applies to all stated dimensions
3. Suitable for Plasterboard Ceilings (thickness: 9mm - 30mm), unless stated otherwise
4. Custom RAL finishes are available on request (may be subject to MOQ)
5. Standard finishes are Powder-coated White (RAL 9003) and Black (RAL 9005)
6. For Panel (MDF, etc) and Concrete applications pls contact us with details of the Project requirements